



## Sustainable Development Goals Report, 2024

**For Prelims:** [UN Sustainable Development Solutions Network \(SDSN\)](#), [Sustainable Development Goals Report 2024](#), [Sustainable Development Goals \(SDGs\)](#), [United Nations](#), [2030 Agenda](#), [Purchasing Power Parity](#), [Life Expectancy](#), [Maternal Mortality Ratio](#), [COVID-19 Pandemic](#), [Carbon Dioxide \(CO2\) Emissions Intensity](#), [Particulate Matter](#), [Nationally Determined Contributions \(NDCs\)](#), [E-Waste](#), [Greenhouse Gas](#), [Overfishing](#), [Mediterranean Sea](#), [Black Sea](#), [Corruption](#), [Foreign Direct Investment \(FDI\)](#), [Official Development Assistance \(ODA\)](#).

**For Mains:** Urgency of implementing SDGs in a warming world and the current status of their implementation.

### Why in News?

Recently, the [UN Sustainable Development Solutions Network \(SDSN\)](#) released the [Sustainable Development Goals Report 2024](#).

- It highlighted that the world is significantly behind schedule in achieving the [Sustainable Development Goals \(SDGs\)](#) set by the [United Nations](#) in 2015.
- Inequalities are growing, the climate crisis is worsening, and [biodiversity loss](#) is speeding up.

### What are the Key Highlights of the SDG Report, 2024?

#### ▪ About:

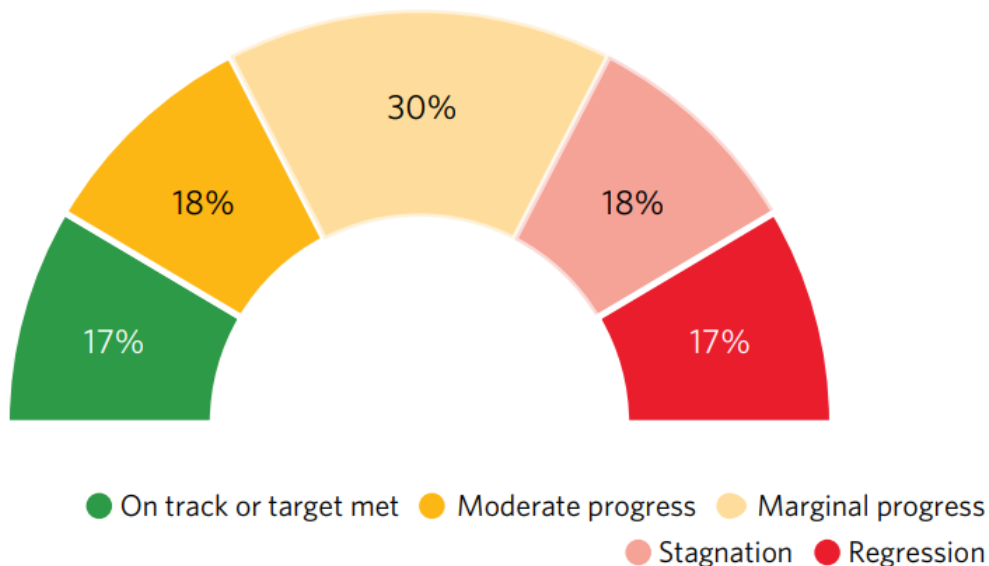
- It gives a detailed update on the world's progress on SDGs from 2015 to 2024, looking ahead to 2030.
- It highlights both **successes** and **challenges** as the international community strives to fully **realize** the ambitions and principles [of the 2030 Agenda](#) for **Sustainable Development**.

#### ▪ Findings:

- The report revealed that the world is **severely off track** to realize the 2030 Agenda.
- Based on 2015 baseline levels, only **17%** display progress **sufficient** for achievement by 2030.
  - **18%** shown **moderate** progress
  - **30%** shown **marginal** progress
  - **18%** shown **stagnation**
  - **17%** indicated regression.

//

## Overall progress across targets based on 2015–2024 global aggregate data



### ◦ SDG 1 (No Poverty):

- The [COVID-19 Pandemic](#) caused **extreme poverty** to rise in 2020 for the first time in decades, reversing global progress by three years.
  - Extreme poverty rose from **8.9%** in **2019** to **9.7%** in **2020**.
- By **2030**, **590 million** people may still live in **extreme poverty** if current trends persist.

### ◦ SDG 2 (Zero Hunger):

- **29.6%** of the world's population, or **2.4 billion people**, were moderately or severely food insecure in **2022**.
- **Record-high food prices** in 2022 worsened purchasing power and access to food, negatively impacting **food security** and **nutritional** outcomes.

### ◦ SDG 3 (Good Health and Well-Being):

- **COVID-19** reversed the positive trend with global [life expectancy](#) plummeting to **71.4 years by 2021 (2019- 73.1 years)**, back to the level of **2012**.
- The [maternal mortality ratio](#) is largely stuck at a level more than **three times** the **2030 target**.
- The proportion of the population lacking **essential health services** fell by approximately **15%** between 2000 and 2021.

### ◦ SDG 4 (Quality Education):

- Globally, **girls' completion rates** exceed those of boys by **2 to 3 percentage points** in both **primary** and **secondary** education.
- Since 2015, **only 58%** of students worldwide achieved a **minimum proficiency** in reading by 2019. There is a significant **decline** in math and **reading scores** in many countries.
- On average, **15%** of **teachers lack minimum** qualifications, constraining progress across all levels of education.
- While technology has expanded educational opportunities, it has also **widened inequalities**, leaving millions of people, especially in marginalized and **low-income** communities, without access to education.

### ◦ SDG 5 (Gender Equality):

- An estimated **640 million girls and women** were married in **childhood** globally, with **one third in India** alone.
- Over **230 million girls and women** have been subjected to **female genital mutilation**.
- Women carry an unfair burden of **unpaid domestic** and care work, spending **2.5 times** more hours a day on it than men.

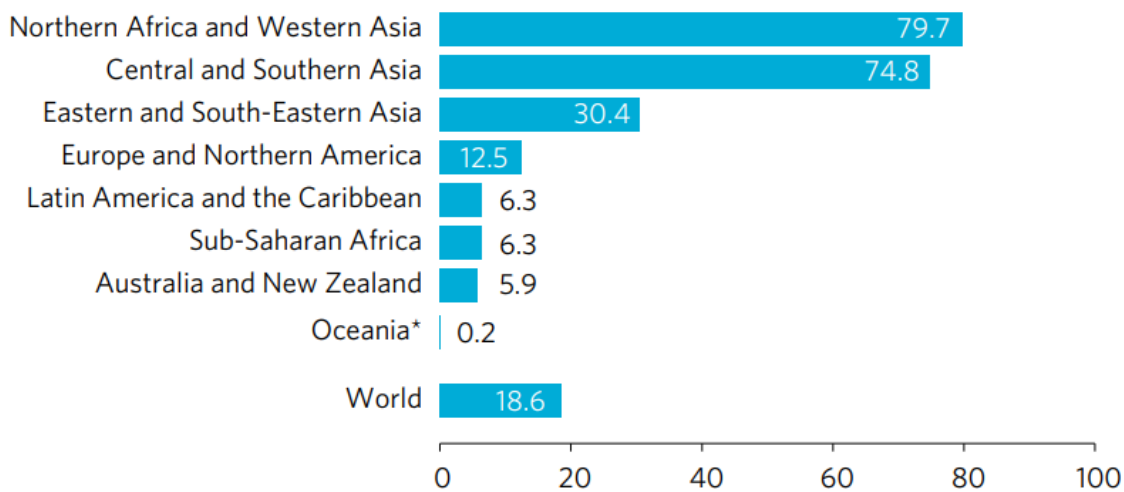
### ◦ SDG 6 (Clean Water and Sanitation):

- Between 2015 and 2022, the proportion of the population using **safely managed drinking water** increased from **69% to 73%**.
- In 2022, however, **2.2 billion** people still **lacked safely managed drinking water**, **3.5**

**billion** went **without safely managed sanitation** (including 419 million who practiced open defecation) and **2 billion** still had inadequate **basic hygiene services** (including 653 million with no facilities at all).

- Globally, the **water stress** level reached an average of **18.6% in 2021**, with Central and Southern Asia facing high stress and Northern Africa in critical stress.

### Level of water stress, 2021 (percentage)



\* Excluding Australia and New Zealand.

- **SDG 7 (Affordable and Clean Energy):**

- The number of people lacking access to **electricity** dropped from **958 million** in **2015** to **685 million** in **2022**.
- The number without **clean cooking fuels** declined from 2.8 billion to **2.1 billion** over the same period.
- An estimated **660 million people** will still **lack electricity** access and around 1.8 billion will go without clean cooking fuels and technologies by 2030.

- **SDG 8 (Decent Work and Economic Growth):**

- **Global real GDP per capita** grew at an average annual rate of **2.1%** from 2010 to 2014, slowing to **1.6%** from 2015 to 2022.
- **Informal employment** poses a significant global challenge, with over **2 billion workers** in informal jobs lacking social protection in 2023.

- **SDG 9 (Industry, Innovation and Infrastructure):**

- Since 2015, the **global manufacturing** value added per capita has risen by **16%**, from USD 1,653 (at constant 2015 prices) to USD 1,922 in 2023.
- Since 2022, **manufacturing sector growth** has plateaued at around **2.7%**. It is expected to persist into 2024 due to the lingering impacts of the **COVID-19 pandemic** and **geopolitical tensions**.
- **Small enterprises** continue to face hurdles such as **limited access to credit** as only around 17% has access to loans or credit lines.
- Despite reduced [carbon dioxide \(CO<sub>2</sub>\) emissions intensity](#), global emissions have hit a record high.

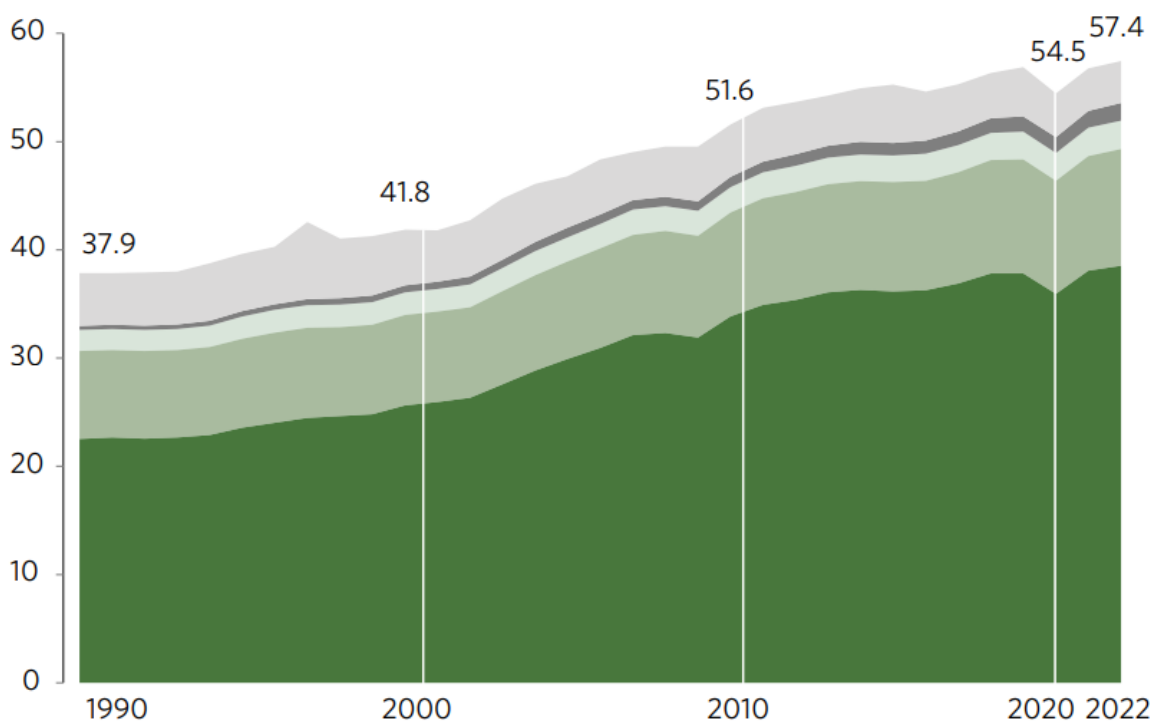
- **SDG 10 (Reduced Inequalities):**

- The global share of people living on less than half the median income has been declining due to **social assistance programmes**.
  - Social assistance programmes, particularly in **wealthier countries**, largely explain reduced inequality during the pandemic.
- **Workers' wages** have **not** kept pace with **productivity**, and labor's share of GDP has resumed its long-term decline.
  - The labor income share of GDP dropped from **54.1% in 2004** to **52.7% in 2021**, representing a loss of USD 568 ([purchasing power parity](#)) per worker.

- **SDG 11 (Sustainable Cities and Communities):**

- In 2022, **24.8%** of the urban population lived in **slums or informal settlements**, slightly lower than **25% in 2015** but higher than **24.2% in 2020**.
- Each year, an estimated 4.2 million people die due to ambient air pollution.
- Globally, exposure to fine [particulate matter](#) (PM2.5) dropped by 9%.
- **SDG 12 (Responsible Consumption and Production):**
  - In 2022, global food waste reached 1.05 billion metric tons, yet only 9 of 193 countries included food waste in their [nationally determined contributions \(NDCs\)](#) on climate change actions.
  - The rapid growth of global [e-waste](#) remains largely unaddressed, with only 22% collected and managed sustainably.
- **SDG 13 (Climate Action):**
  - Communities worldwide are suffering from **extreme weather** and increasingly frequent and more intense disasters, destroying lives and livelihoods daily.
    - Current national policies set the world on track for **warming of 3°C**. **NDCs** lower this to **2.5°C**. There is currently only a **14% chance** of limiting warming to **1.5°C**.
  - In 2022, global [greenhouse gas](#) emissions reached a new record of **57.4 gigatons of CO2 equivalent**.
    - The **energy sector**, responsible for **86% of global CO2 emissions**, remains the largest contributor, driven by the expansion of coal- and gas-fired power generation.

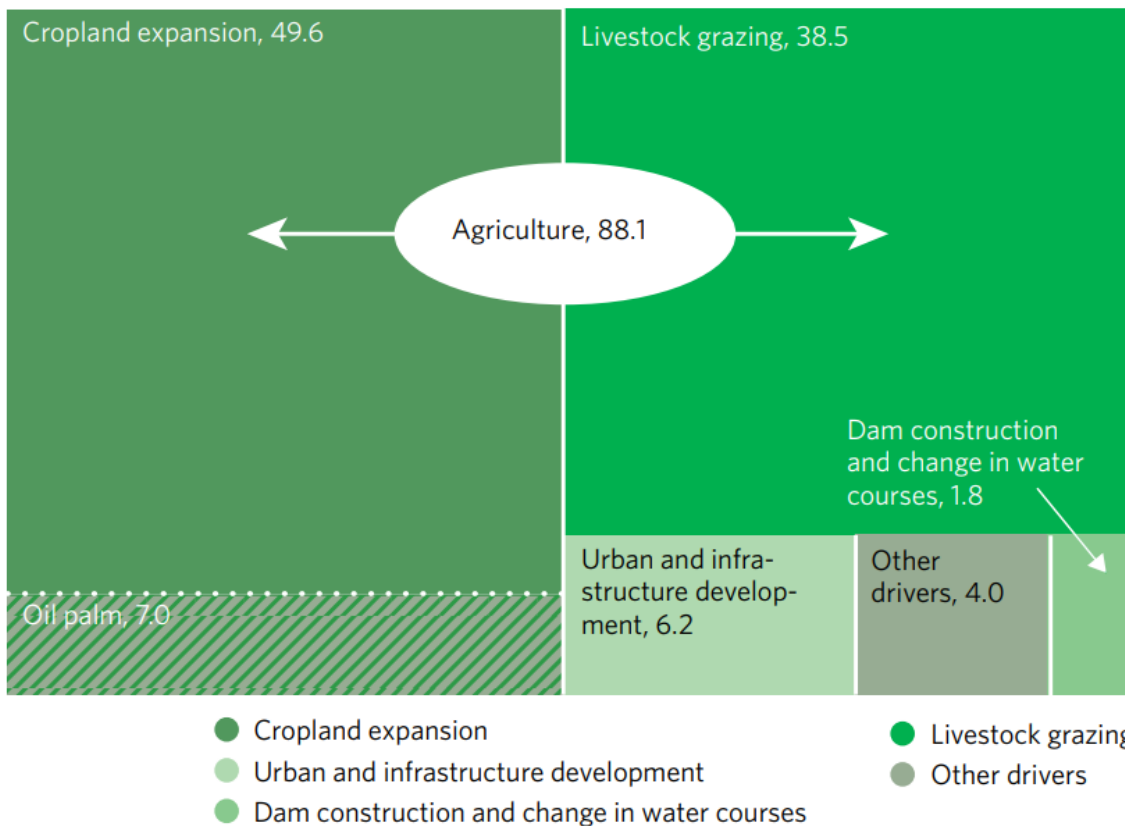
**Total net anthropogenic greenhouse gas emissions, 1990–2022**  
(gigatons of CO<sub>2</sub> equivalent)



- **SDG 14 (Life below Water):**
  - The **sustainability** of global fishery resources declined from **90% in 1974 to 64.6% in 2019** and further to **62.3% in 2021**, due to [overfishing](#), pollution, poor management and other factors.
    - The **Southeast Pacific** had the highest percentage of overfished stocks at 66.7%, followed by the [Mediterranean](#) and [Black Sea](#) at 62.5%.
  - The value added of fisheries and aquaculture rose by 10% from 2019 to 2021.
  - The contribution of sustainable fisheries to GDP declined 5.4% in 2021.
- **SDG 15 (Life on Land):**
  - Between 2000 and 2020, the proportion of **forest cover** decreased from **31.9% to 31.2% of total land area**, resulting in net forest area losses of nearly **100 million hectares**.

- **Agricultural expansion** drove almost **90%** of global deforestation; **cropland** accounted for **49.6%** and **livestock** grazing for 38.5%.
- **Species** are silently becoming **extinct**, the protection of key biodiversity areas has stalled and global **illicit wildlife trafficking** has steadily increased, posing serious threats to biodiversity.

### Main drivers of global deforestation, 2000–2018 (percentage)



#### ◦ **SDG 16 (Peace, Justice and Strong Institutions):**

- Rising conflicts and violent **organized crime** persist around the world, causing immense **human suffering** and hampering sustainable development.
  - The number of **forcibly displaced people** reached an unprecedented 120 million in May 2024.
  - **Civilian casualties** in armed conflicts surged by 72% in 2023.
  - The number of women killed in conflict increased for the first time since 2015.
- [Corruption](#) continues to divert resources from sustainable development.
  - About **19% of people** reported being asked to pay or having **paid a bribe** to a public official in the last 12 months.
  - The global **prison population** rose from 11.1 million in 2015 to **11.5 million in 2022**.

#### ◦ **SDG 17 (Partnerships for the Goals):**

- In 2023, the annual **SDG investment gap** in developing countries was estimated at about **USD 4 trillion**, with over half, or **USD 2.2 trillion**, needed for the **energy transition** alone.
  - Global [foreign direct investment \(FDI\)](#) flows in 2023 amounted to USD 1.33 trillion, a decrease of 2% from 2022.
  - Gains in remittances and [official development assistance \(ODA\)](#) have been modest.
- About 60% of low-income countries are at high risk of debt distress or already experiencing it.

## Conclusion

The global community must unite to end conflicts causing immense suffering worldwide through dialogue and diplomacy. Reforming the outdated and unfair international financial system is essential to increase investment in the SDGs. Significant investments and effective partnerships are needed to drive key transitions in food, energy, and digital connectivity, advancing all the Goals. It's time to turn the SDG Summit's political declaration into action.

PDF Refernece URL: <https://www.drishtias.com/printpdf/sustainable-development-goals-report-2024>

