



## IPCC: Part Three of Sixth Assessment Report

**For Prelims:** Sixth Assessment Report of Intergovernmental Panel on Climate Change (IPCC), Kyoto Protocol, Paris Agreement, GreenHouse Gases.

**For Mains:** Sixth Assessment Report of Intergovernmental Panel on Climate Change (IPCC), Climate Change, Adaptation Measures, Impact of Climate Change.

### Why in News?

Recently, the [United Nations'](#) climate science body, the [Intergovernmental Panel on Climate Change \(IPCC\)](#) published the third part of its [Sixth Assessment Report \(AR6\)](#).

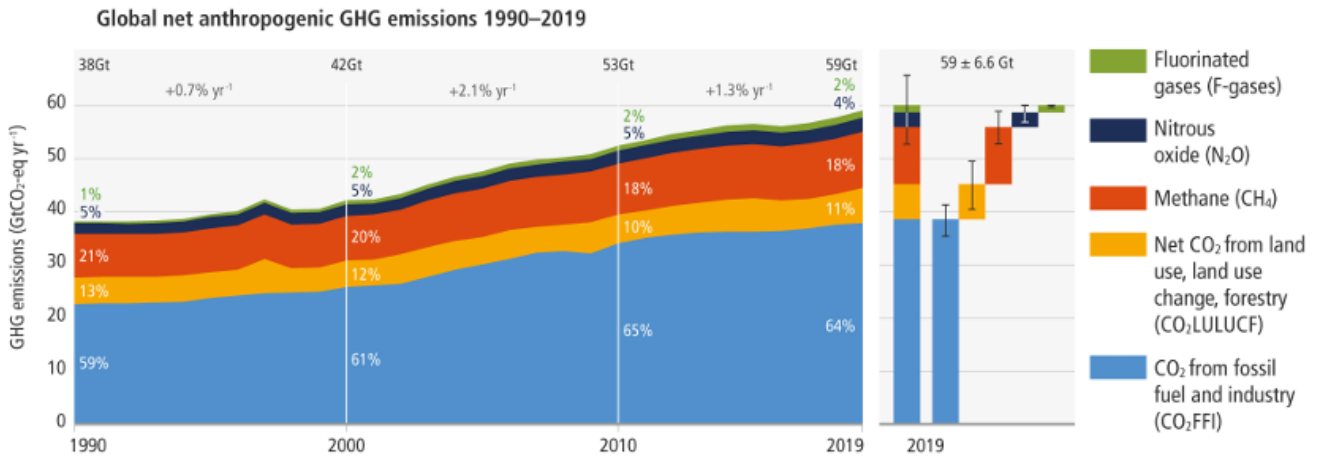
- This [second part](#) of the report was **published in March 2022** which was **about climate change impacts, risks and vulnerabilities, and adaptation options**.
- The first part of this report, on the physical science of climate change was published in 2021. It had **warned that 1.5 degree Celsius warming was likely to be achieved** before 2040 itself.

### What are the Key Findings of the Report?

- **GreenHouse Gas Emissions:**
  - In 2019, global net anthropogenic [Greenhouse gas \(GHG\)](#) emissions were at **59 Gigatonnes of carbon dioxide equivalent (GtCO<sub>2</sub>e)**, 54% higher than in 1990.
    - **Net emissions** refer to emissions accounted for after deducting emissions soaked up by the world's forests and oceans.
    - **Anthropogenic emissions** refer to emissions that originate from human-driven activities like the burning of coal for energy or cutting of forests.
  - This emissions growth has been driven mainly by CO<sub>2</sub> emissions from the burning of fossil fuels and the industrial sector, as well as methane emissions.
  - But the average annual rate of **growth slowed to 1.3% per year in the period 2010-19, compared to 2.1% per year in the period 2000-09**.
  - At least 18 countries have reduced GHG emissions for longer than 10 years on a continuous basis due to decarbonisation of their energy system, energy efficiency measures and reduced energy demand.

//

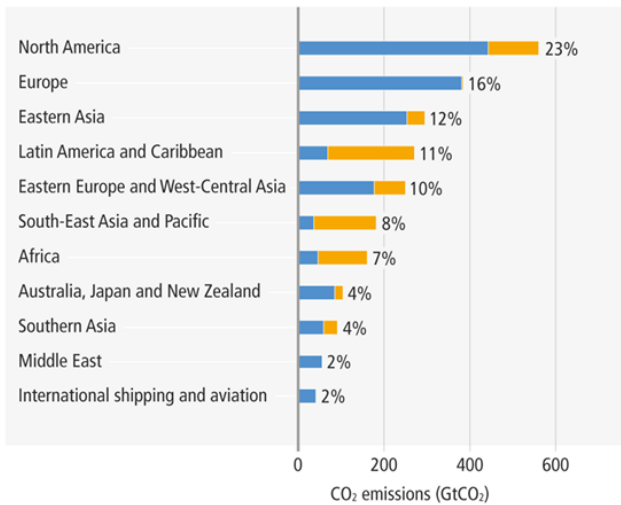
**Global net anthropogenic emissions have continued to rise across all major groups of greenhouse gases.**



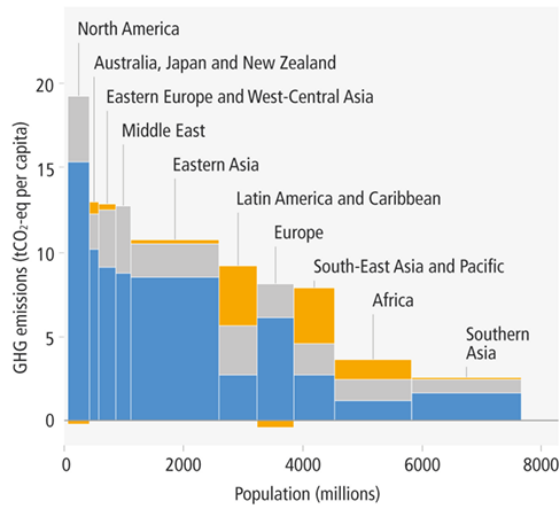
**Emission by the Least Developed Countries:**

- Carbon inequality remains pervasive as ever with **Least Developed Countries (LDCs)** emitting only **3.3% of global emissions in 2019**.
- Their average per capita emissions in the period 1990-2019 were only 1.7 tonnes **CO<sub>2</sub>e**, compared to the global average of 6.9 **tCO<sub>2</sub>e**.
- LDCs contributed less than 0.4% of total historical CO<sub>2</sub> emissions from fossil fuels and industry in the period 1850-2019.
- Globally, **41% of the world’s population lived in countries emitting less than 3 tCO<sub>2</sub>e per capita in 2019**.

Historical cumulative net anthropogenic CO<sub>2</sub> emissions per region (1850–2019)



Net anthropogenic GHG emissions per capita and for total population, per region (2019)



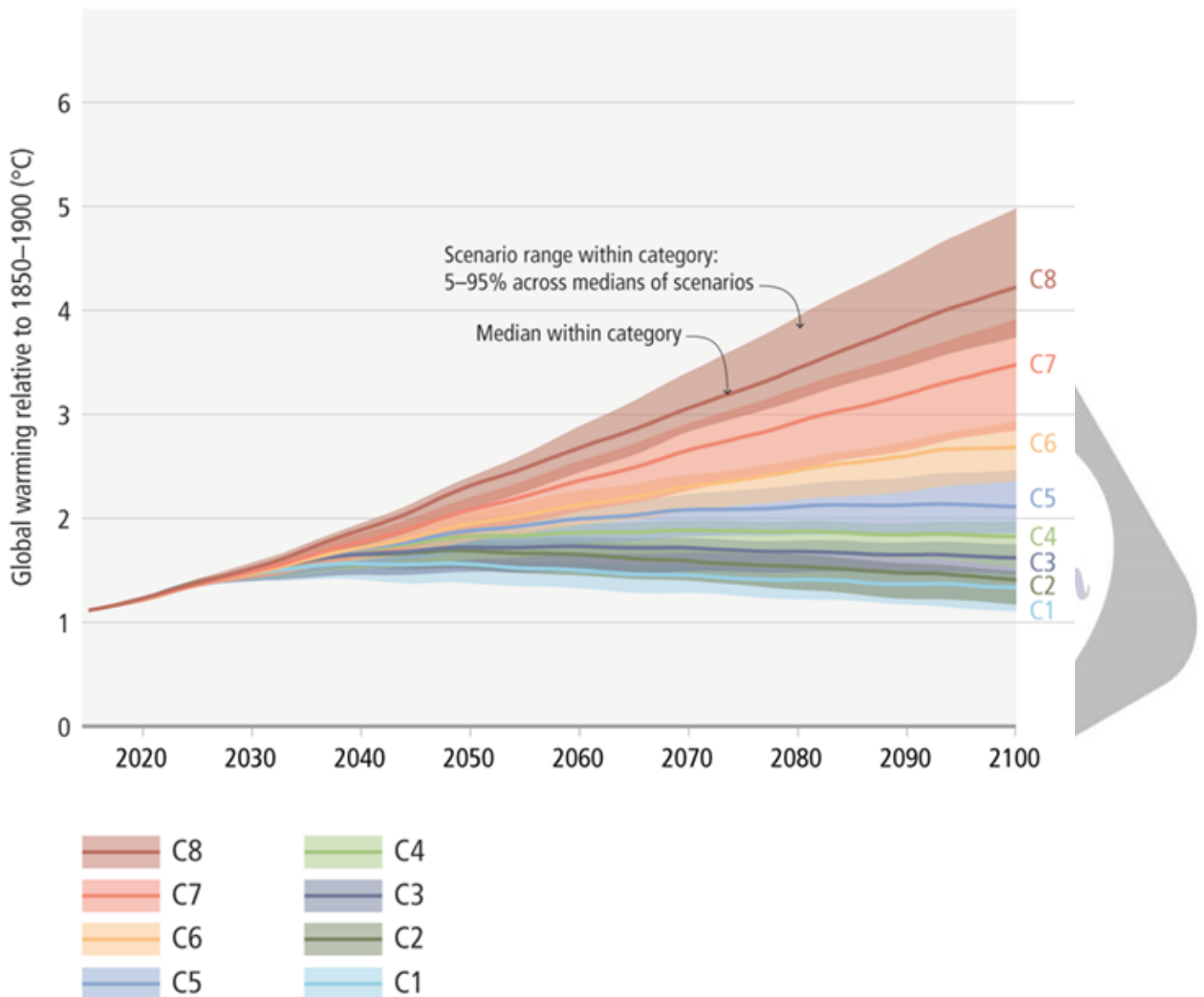
**Pledges to the Paris Agreement:**

- Upon adding up the NDCs announced by countries till October 2021, the IPCC finds that it is likely that warming will exceed 1.5 degrees Celsius (°C) in this century, thereby failing the **Paris Agreement’s mandate**.
  - Current pledges made by countries who have signed the **Paris Agreement** are known as **Nationally Determined Contributions (NDCs)**.
- The CO<sub>2</sub> emissions from existing and planned fossil fuel infrastructure — coal, oil, and gas — contribute greatly to this projected failure.
- In its **best-case scenario**, known as the **C1 pathway**, the IPCC outlines what the world needs to do to limit temperatures to 1.5°C, with limited or no ‘overshoot’.
  - Overshoot** refers to global temperatures crossing the 1.5°C threshold temporarily, but then being brought back down using technologies that suck CO<sub>2</sub> out of the

atmosphere.

- To achieve the C1 pathway, global **GHG emissions must fall by 43% by 2030.**

### Median global warming across scenarios in categories C1 to C8



#### ▪ Low Emissions Technologies:

- Widespread ‘system transformations’ are required across the energy, buildings, transport, land and other sectors, to achieve the 1.5°C target and this will **involve adopting low-emission or zero carbon pathways** of development in each sector. And solutions are available at affordable costs.
- The **costs of low emissions technologies have fallen continuously since 2010**. On a unit costs basis, **solar energy** has dropped 85%, **wind** by 55 %, and **lithium-ion batteries** by 85%.
- Their **deployment, or usage, has increased multiple fold since 2010** — 10 times for solar and 100 times for electric vehicles.
- Reducing fossil fuel use in the energy sector, demand management and energy efficiency in the industrial sector and adopting the principles of ‘sufficiency’ and efficiency in the construction of buildings are among the plethora of solutions.

#### ▪ Demand-side Mitigation:

- It also adds that **demand-side mitigation**, ie, behavioural changes such as adopting plant-based diets, or shifting to walking and cycling **“can reduce global GHG emissions in end use sectors by 40-70% by 2050** compared to baseline scenarios” and improve

wellbeing.

- Most of the potential for demand-side mitigation currently lies in developed countries.

▪ **Impact on GDP:**

- The IPCC states that **low-cost climate mitigation options** could **halve global GHG emissions by 2030**. In fact, the **long-term benefits of limiting warming far outweigh the costs**.
- Investing in decarbonisation would have a minimal impact on **global [Gross Domestic Product \(GDP\)](#)**.

▪ **Short Fall of Finances:**

- Financial flows fall short of the levels needed to achieve the ambitious mitigation goals, however.
- The gaps are the **widest for the agriculture, forestry, and other land uses (AFOLU) sector and for developing countries**.
  - But the **global financial system is large enough** and “sufficient global capital and liquidity” exist to close these gaps.
- For **developing countries**, it recommends **scaled up public grants, as well as “increased levels of public finance** and publicly mobilised private finance flows from developed to developing countries in the context of the USD 100 billion-a-year goal; increase the use of public guarantees to reduce risks and leverage private flows at lower cost; local capital markets development and building greater trust in international cooperation processes”.

## What is the Intergovernmental Panel on Climate Change?

- It is the **international body for assessing the science related to climate change**.
- It was set up in 1988 by the [World Meteorological Organisation \(WMO\)](#) and [United Nations Environment Programme \(UNEP\)](#) to provide policymakers with regular assessments of the scientific basis of climate change, its impacts and future risks, and options for adaptation and mitigation.
- IPCC assessments **provide a scientific basis for governments at all levels to develop climate related policies**, and they underlie negotiations at the UN Climate Conference – the [United Nations Framework Convention on Climate Change \(UNFCCC\)](#).

## What is the Assessment Report of IPCC?

- The Assessment Reports, the **first of which had come out in 1990**, are the most **comprehensive evaluations of the state of the earth’s climate**.
  - Every few years (about 7 years), the IPCC produces assessment reports.
- **Hundreds of experts** go through every available piece of relevant, published scientific information to prepare a common understanding of the changing climate.
- The four subsequent assessment reports, each thousands of pages long, came out in **1995, 2001, 2007 and 2015**.
  - These have formed the basis of the **global response to climate change**.
- Over the years, each assessment report has built on the work of the previous ones, **adding more evidence, information and data**.
  - So that most of the conclusions about climate change and its impacts have far greater clarity, certainty and wealth of new evidence now, than earlier.
- It is these negotiations that have produced the **Paris Agreement**, and previously the [Kyoto Protocol](#).
  - The Paris Agreement, negotiated on the basis of the [Fifth Assessment Report](#).
- The Assessment Reports - by three working groups of scientists.
  - **Working Group-I** - Deals with the scientific basis for climate change.
  - **Working Group-II** - Looks at the likely impacts, vulnerabilities and adaptation issues.
  - **Working Group-III** - Deals with actions that can be taken to combat climate change.

[Source: IE](#)

