



# World Migration Report 2024

**For Prelims:** [International Organisation for Migration \(IOM\)](#), [World Migration Report 2024](#), [UN Department of Economic and Social Affairs](#), [Refugees](#), [Unsustainable](#), [Wildfires](#), [Local Economy](#), [Skill Development](#), [Immigrant](#), [High Income Countries](#), [Foreign Direct Investment](#), [Remittance](#), [UNHCR](#), [United Nations Relief and Works Agency for Palestine Refugees \(UNRWA\)](#), [Sub-Saharan Africa](#), [Sustainable Resettlement and Complementary Pathways Initiative \(CRISP\)](#), [Internal Displacement Monitoring Centre \(IDMC\)](#).

**For Mains:** Pattern and dynamics of human migration and its impact on the local economy.

## Why in News?

Recently, the [International Organisation for Migration \(IOM\)](#) has released its [World Migration Report 2024](#).

- The report presents key **global** and **regional migration** data and trends, along with relevant thematic issues.
- It sets out in clear and accurate terms the **changes** occurring in **migration** and **mobility globally**.

## Who is a Migrant?

- According to the [UN Department of Economic and Social Affairs](#), a migrant is a person living for **more than 12 months** outside their country of birth.
- There were around **281 million** international migrants in the world in 2020, which equates to **3.6%** of the **global population**.

## What are the Reasons for Migration?

- **War and Conflict:**
  - Due to the [Russian invasion of Ukraine](#), around 5.7 million Ukrainians had been forced to flee their country by the end of 2022, making Ukraine the **second-largest origin country** of refugees in the world after **Syria**.
  - Afghanistan, Ethiopia, Sudan, Syria, Yemen and Gaza conflict show **regional** and **global consequences** of quickly **changing geopolitics**.
- **Unsustainable Human Activity:**
  - [Overconsumption](#) and [overproduction](#) linked to [unsustainable](#) economic growth, [resource depletion](#) and [biodiversity](#) collapse, as well as ongoing [climate change](#) are continuing to grip the world.
- **Climate Change:**
  - People are forced to leave their homes due to [extreme weather events](#) like [floods](#), [heat waves](#), [droughts](#), and [wildfires](#).
  - Slower moving climate challenges such as [rising sea levels](#) and intensifying [water stress](#) are creating further distress.

## What are the Positive Impacts of Migration?

- Migration is a driver of [human development](#) and can generate significant benefits for migrants, their families and countries of origin.
  - **Boost to Local Economy:**
    - The wages that migrants **earn abroad** can be many multiples of what they could earn doing similar jobs at home.
    - Wages earned abroad help in **sustaining** the **local economy** in the origin country, especially at the **village level**.
  - **Skill Development:**
    - Migration can also provide an important **skills boost**, which can be critically important for **destination countries** experiencing [population declines](#).
  - **Fills Demand and Supply Gap:**
    - Migration has a positive effect on the labor market by increasing **labor supply** in sectors and occupations suffering from **shortages of workers**, as well as helping address mismatches in the job market.
    - **Lower skilled immigrant** workers often **complement** the skills of existing workers rather than directly competing with them. Hence, it can generate **additional employment opportunities** for existing workers.
  - **Innovation:**
    - Migrants provide a source of **dynamism** globally and are overrepresented in [innovation](#) and [patents](#), arts and sciences awards, [start-ups](#) and successful companies.
  - **Reduced Economic Pressure:**
    - The immigration of young workers can also help with easing pressures on the [pension systems](#) of high income countries with rapidly aging populations.
    - Expanded [workforce](#) means more people are paying into the pension system through taxes and contributions, which helps support the payments to current retirees.

## How are International Migration and Long-Term Population Trends Related?

- For **high income countries** between 2000 and 2020, the contribution of international **migration** to population **growth** (net inflow of 80.5 million) **exceeded** the balance of **births** over deaths (66.2 million).
- Over the next few decades, migration will be the **sole driver** of population **growth** in **high income countries**.
- In [developing countries](#), the outflows were due to temporary **labor movements**, such as for Pakistan (net flow of -16.5 million), India (-3.5 million), Bangladesh (-2.9 million), Nepal (-1.6 million) and Sri Lanka (-1.0 million).
- In Syria (-4.6 million), Venezuela (-4.8 million) and Myanmar (-1.0 million), **insecurity** and **conflict** drove the outflow of migrants.

## What is the Pattern of International Remittances due to Migration?

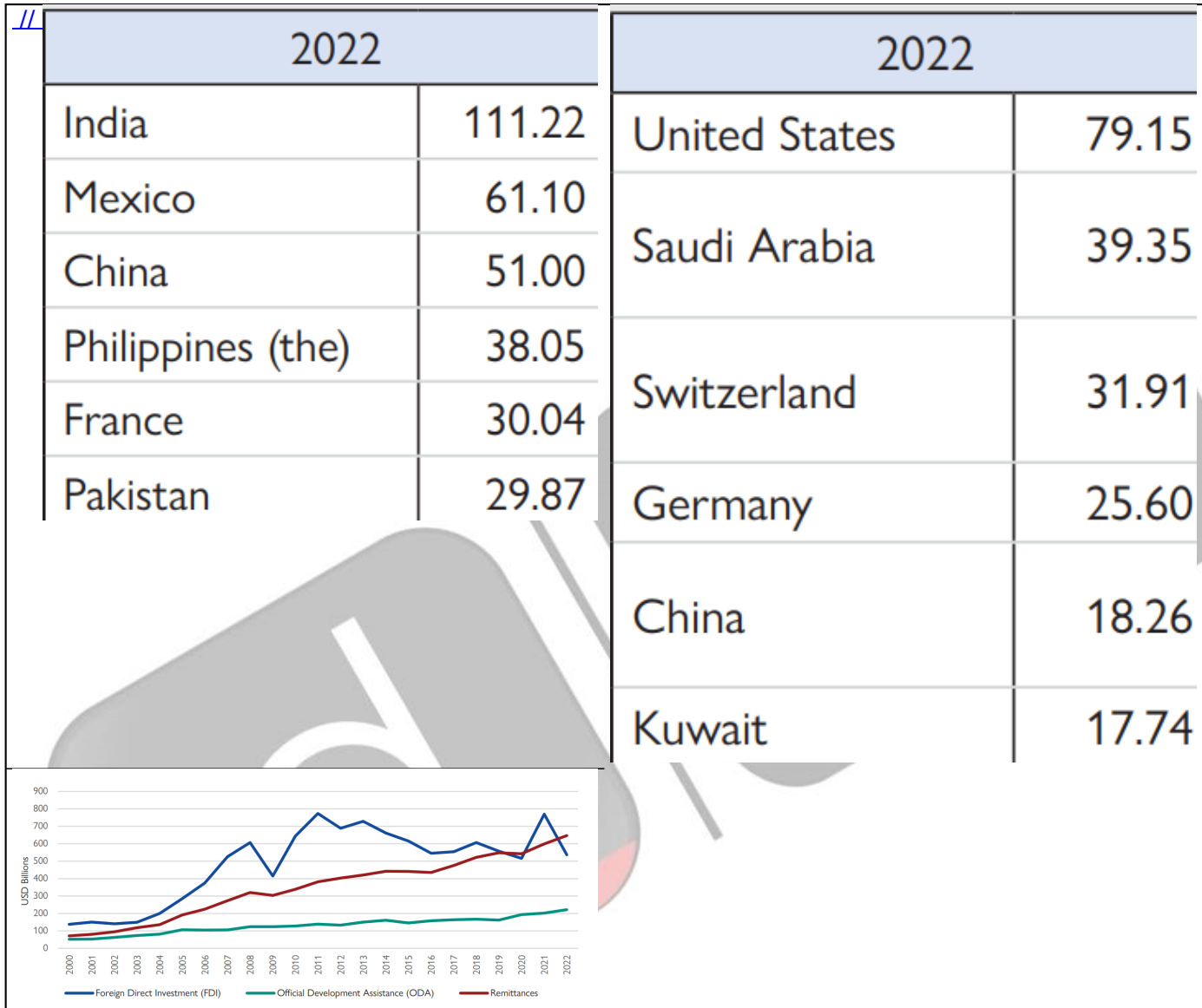
- **Remittances** are financial or in-kind transfers made by migrants directly to families or communities in their [countries of origin](#).
- Migrants sent an estimated **USD 831 billion** in international **remittances** globally in **2022**, an increase from **USD 791 billion** in **2021**.
- Since the mid-1990s, international **remittances** have greatly **surpassed** [official development assistance](#) levels. They have also recently overtaken [foreign direct investment](#).
- **Low and middle-income** countries continued to receive vast sums of **remittance inflows**, which increased by **8%** between **2021** and **2022** from USD 599 billion to USD 647 billion.
- **Recipient Countries:**
  - In 2022, India, Mexico, China, the Philippines and France were (in descending order) the **top five** remittance **recipient countries**.
  - **India** received more than **USD 111 billion**, the **first country** to reach and even surpass the USD 100 billion mark.

- Among **G7 countries**, **France** and **Germany** remained in the top 10 of **receiving countries** globally in 2022.

- **Source Countries:**

- **High income countries** are the **main source** of international remittances.
- The **United States** is the **top remittance sending country** in the world, with a total outflow of **USD 79.15 billion** in 2022, followed by **Saudi Arabia** (USD 39.35 billion), **Switzerland** (USD 31.91 billion) and **Germany** (USD 25.60 billion).

- The **top five** remittance receiving countries by **share of GDP** in 2022 were **Tajikistan (51%)** followed by **Tonga (44%)**, **Lebanon (36%)**, **Samoa (34%)** and **Kyrgyzstan (31%)**.



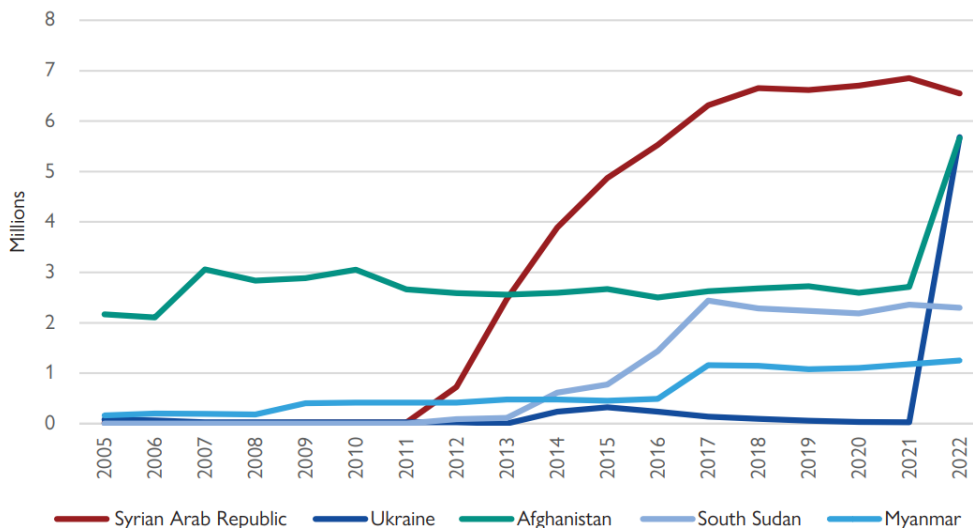
## What is the Migration Trend among International students?

- The number of **internationally mobile** students globally has significantly increased over the last two decades.
  - In **2001**, this number was at just **over 2.2 million**. It increased to **over 6 million** in **2021**.
- In **2021**, around **3 million** internationally mobile students were **female (47%)** and **males** comprised around **3.4 million (52%)**.
- Countries in **Asia** are the **origins** of the **largest number** of internationally mobile students in the world.
  - In **2021**, more than **1 million** internationally mobile students were from **China** followed by **India (around 508,000)**.
- The **United States** (more than 833,000) is the **largest destination country** for internationally mobile students in the world followed by the **United Kingdom** (nearly

601,000), **Australia** (around 378,000), **Germany** (over 376,000) and **Canada** (nearly 318,000).

## What is the Status of Refugees and Asylum Seekers?

- By the end of **2022**, there were a total of **35.3 million refugees** globally, with **29.4 million** under **UNHCR**'s mandate, and **5.9 million** refugees registered by the **United Nations Relief and Works Agency for Palestine Refugees (UNRWA)** in the Near East.
- At the end of **2022**, those **under 18 years** of age constituted around **41%** of the overall 35.3 million **refugee population**.
- At the end of 2022, the **top 10 countries of origin** were Syria, Ukraine, Afghanistan, South Sudan, Myanmar, the Democratic Republic of the Congo, Sudan, Somalia, the Central African Republic and Eritrea.
  - They accounted for more than **87%** of the total **refugee population**.
- In 2022, for the seventh consecutive year, **Turkiye** was the **largest host country** in the world, with nearly 3.6 million refugees, mainly **Syrians**.
  - **Pakistan** and **Iran** were also among the top **10 refugee hosting countries**, as the two principal hosts of refugees from **Afghanistan**.
- According to **UNHCR**, the least developed countries hosted a large number of refugees.
  - **One in five** of all refugees globally were hosted in **Sub-Saharan Africa**.
  - **90%** of all refugees in **Asia and the Pacific** were hosted in just three countries. i.e., **Iran** (3.4 million), **Pakistan** (1.7 million) and **Bangladesh** (952,400).



## What is IOM's role in resettlement?

- Providing essential support to States in **resettling refugees** and other **humanitarian entrants** is a fundamental **purpose** and is among its largest ongoing activities.
- Overall, IOM assisted 30 States in conducting **admissions and relocation programmes**.
- Through the **Sustainable Resettlement and Complementary Pathways Initiative (CRISP)**, IOM and UNHCR assisted with building **resettlement capacity** and technical expertise in new resettlement countries, such as **Brazil, Argentina** and **Uruguay**.
- IOM works in close collaboration with UNHCR on a regular basis to verify and better align **aggregate data** related to resettlement, specifically around figures for departures.

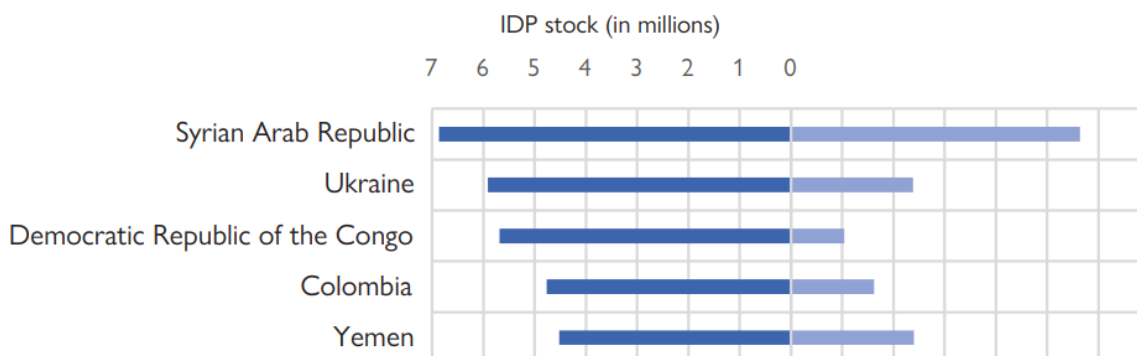
## What are the Developments Related to Migration in Southern Asia?

- **Climate Change:**
  - In 2022, countries such as India and Pakistan experienced record-breaking **heatwaves** and in the same year, the **monsoon** season **floods** left a trail of destruction, particularly in Pakistan.
  - The **2022 floods in Pakistan** resulted in nearly 1,700 deaths and more than 8 million displacements.

- In 2022 alone, disasters triggered over **1.5 million** displacements in **Bangladesh**.
- **Economic Factors:**
  - Three countries in Southern Asia (**India, Pakistan and Bangladesh**) rank among the **top ten recipients** of international remittances in the world.
  - **India** is the **origin** of the **largest number** of international migrants in the world (nearly 18 million), with large **diasporas** living in countries such as the United Arab Emirates, the United States and Saudi Arabia.
- **Political Instability:**
  - Millions of **Afghans** are either **internally displaced** or have fled their country over the years.
    - Most refugees from the country are hosted in neighboring countries, particularly Pakistan and Iran.
  - **Bangladesh** ranked among the top 10 refugee hosting countries in the world, most of them **Rohingya** displaced from Myanmar.

## What is the Status of Internally Displaced Persons (IDPs)?

- The **Internal Displacement Monitoring Centre (IDMC)** compiles data on two types of internal displacement i.e.,
  - New displacements during a given period
  - Total stock of **internally displaced persons (IDPs)** at a given point of time.
- At an estimated **62.5 million**, the **total global stock** of people internally displaced by **conflict and violence** as of 31st December 2022 was the **highest** on record.
  - Most countries were either in the **Middle East** or **Sub-Saharan Africa**.
  - **Syria** had the **highest** number of people displaced due to **conflict** (nearly 6.9 million) followed by **Ukraine** (5.9 million), **Democratic Republic of the Congo** (almost 5.7 million), **Colombia** (around 4.8 million) and **Yemen** (4.5 million).
- In 2022, Ukraine (over 16 million) and the Democratic Republic of the Congo (4 million) topped the list with the highest numbers of displacements caused by conflict and violence.
  - They were followed by Ethiopia (2 million), Myanmar (1 million) and Somalia (621,000).
- Pakistan experienced the highest absolute numbers of **disaster displacements** in 2022 (approximately 8.2 million).



## Conclusion:

Understanding the evolving dynamics of migration and displacement is crucial due to their significant impact on states, communities, and individuals in a globalized world. Geopolitical, environmental, and technological transformations have altered these patterns. The Global Compact for Safe, Orderly, and Regular Migration calls for improved international cooperation, better data collection, and research to develop evidence-based responses. Long-term data indicate that global mobility inequality has worsened over the past 25 years, making the implementation of the Global Compact an urgent priority.

